


MoniServ, Inc



<http://www.moniserv.com>


<http://www.lcdpart.com>

**Backlight Inverter Installation Guider for 17" Apple Studio Display
Model: M7649/Flat Panel Display**










Disconnect the backlight connector and CN1 Connector, Replace with MoniServ Substitute Board (MoniServ U041063.00MS Substitute).


Connect ADC Video Cable to Apple Computer, Now, your Monitor should be working fine.

Note: On some version of this 17" monitor, the power light may still keep blinking, you may want to disable the power indicate lamp.


Disable the Power Indicated Lamps



Remove the screws that hold the Black Plastic Bracket and flip over, then you can see the circuit board.



Power Indicate
Lamp



Cut one of
lead off

